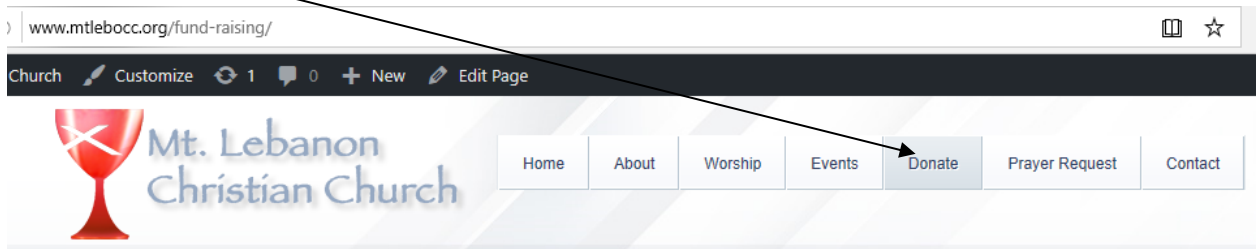


How to give online to My Lebanon Christ Church from your Computer


11/1/2021

Bring up www.mtlebocc.org on your Web browser on your PC (our Church web site)

1. Click on Donate page

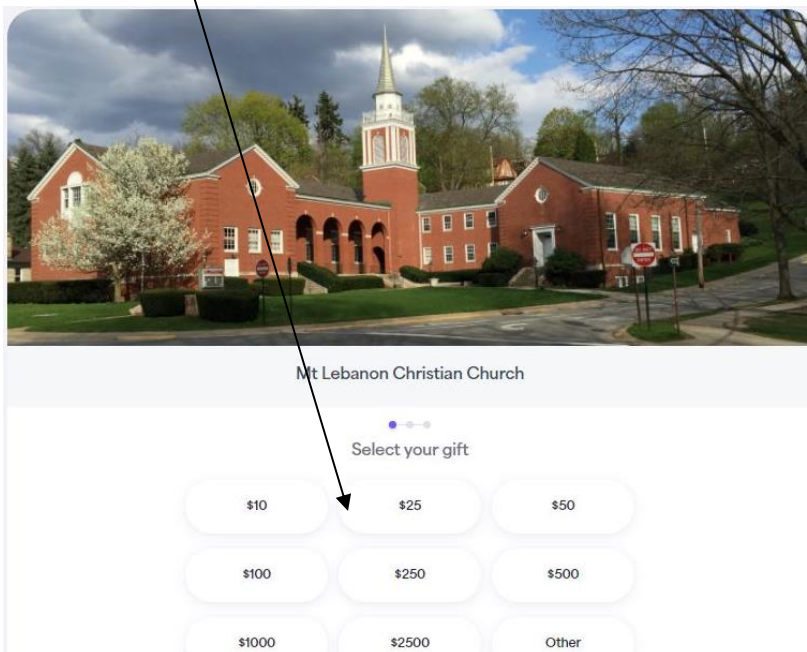


2. Click on the big green GIVE button to start the process.

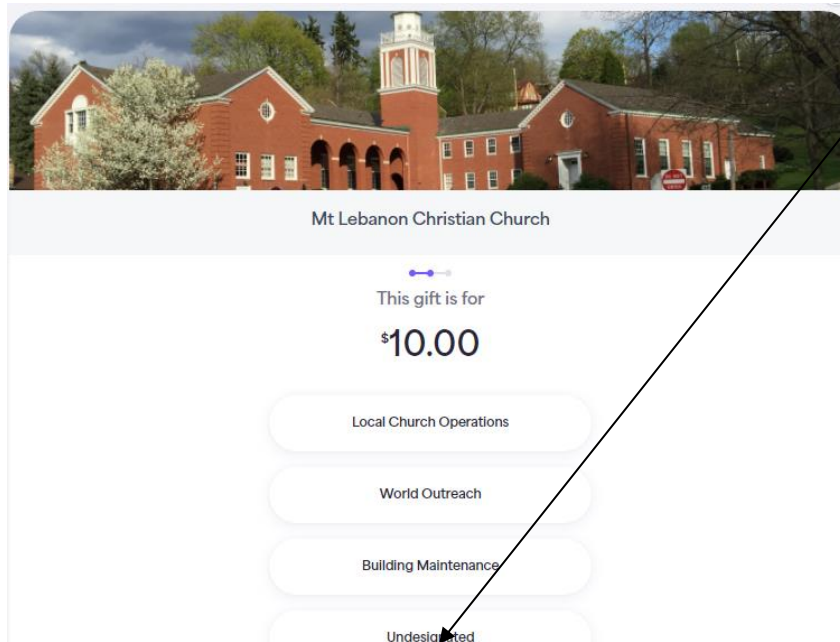


Click on the above Give button to start the giving process.

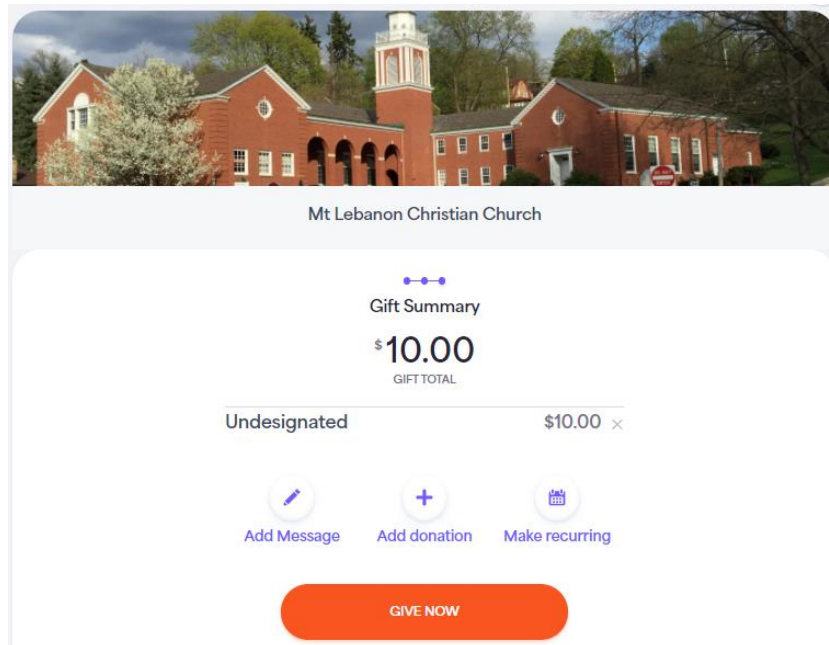
3. Click on the amount you want to give or enter an amount in the "Other" section.



4. You will see the below screen showing the amount you have selected. Click on the category you want to give to. (i.e. - Undesignated etc.)

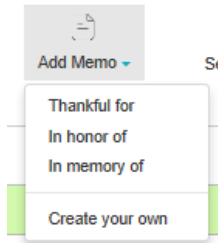


5. You will see the following. Select one of the three options in blue or just click on GIVE NOW.

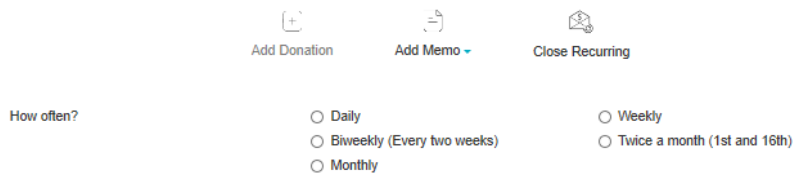


6. You can do the following or just click on **GIVE NOW** as noted above.

- a. **ADD DONATION** - to do another donation at the same time (you usually would not do this)
- b. **ADD MESSAGE** - for the options below, including doing your own note. Or - just do not select this.

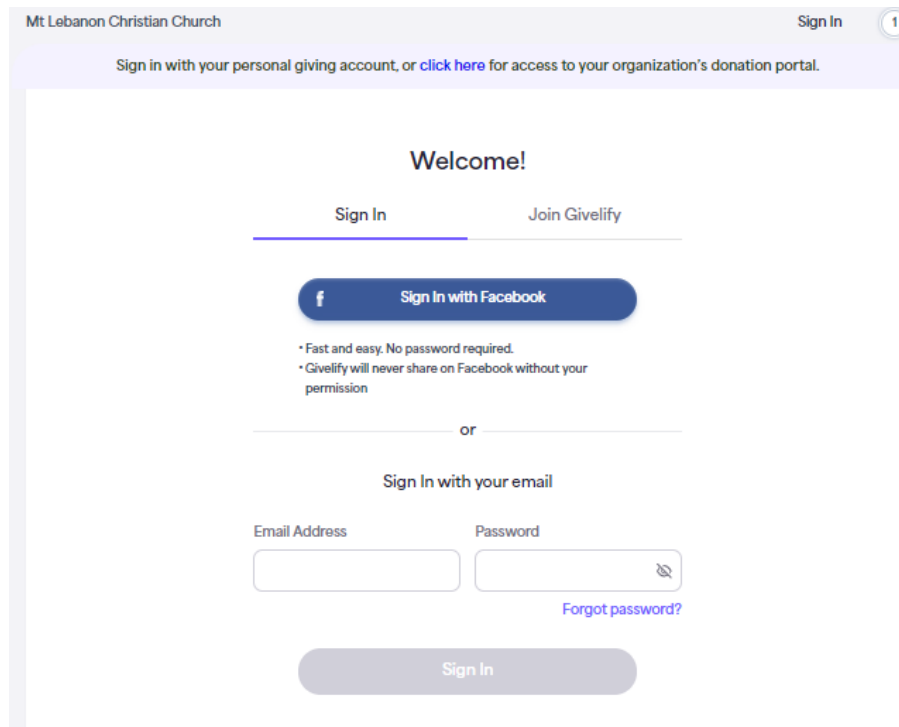


c. **MAKE RECURRING** - if you want to donate the same amount for some interval of time.



- d. It will pop-up with a sign-in screen.

7. If you already have an account on Givelify **Type your email address and password for Givelify and click on “Sign in”**, you will see #9 below and go to #11 after pressing continue.



8. If you do not have an account yet, FILL in the screen below and click on "Join Givelify" at the bottom of the screen.


Mt Lebanon Christian Church Sign In

Create a personal giving account, or [click here](#) to create an account for your organization.

Welcome!

[Sign In](#) [Join Givelify](#)

A personal giving account lets you conveniently donate and track all your donations with Givelify. It's free and it only takes a few seconds.

 [Sign Up with Facebook](#)

- Fast and easy. No password required.
- Givelify will never share on Facebook without your permission

or

Join with your Email

Full Name

Email Address

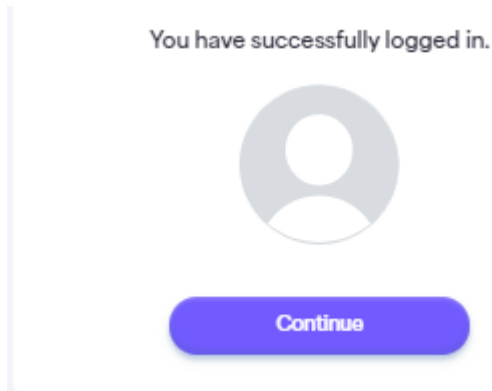
Password

Confirm Password

[Join Givelify](#)

By creating a free, personal Givelify account, you are agreeing to our [Terms of Service](#)

9. You will get a "You have successfully logged in" screen. Press Continue.



10. For a New Account you will then see the below screen for adding your Credit card information. Fill in the information and click on "Continue".

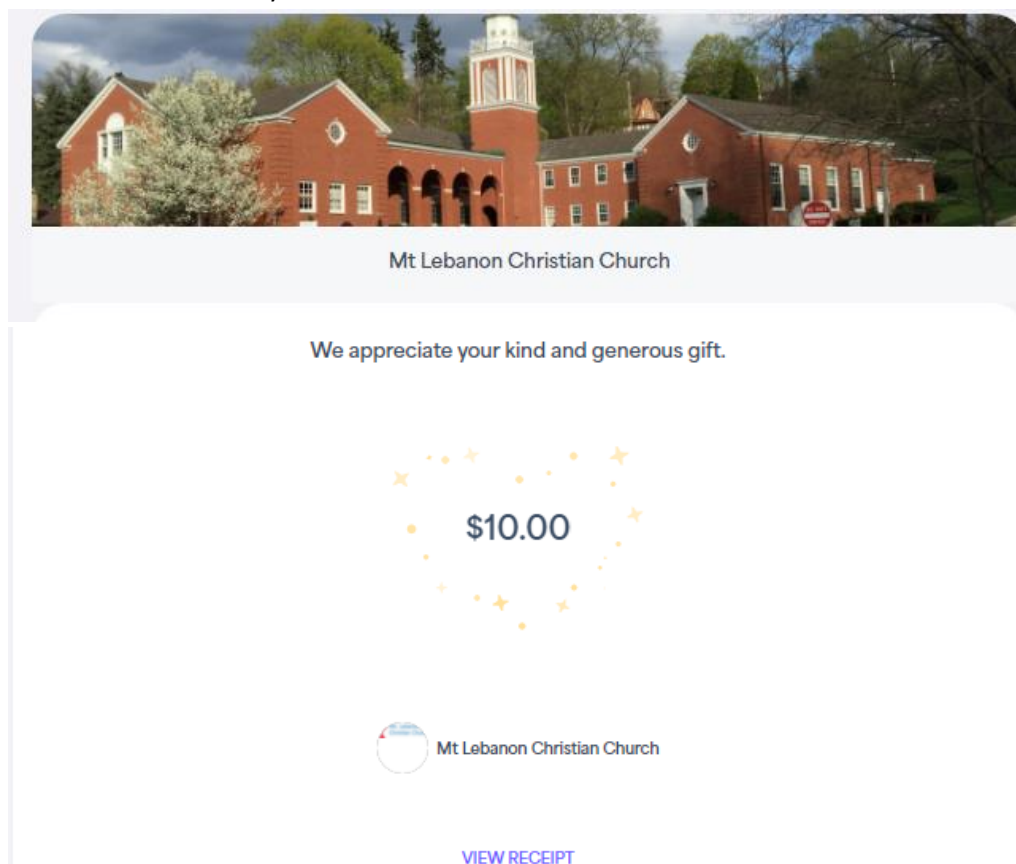
The screenshot shows a mobile application interface for Mt Lebanon Christian Church. At the top, there is a header with the church's name and a background image of the church building. Below the header is a white card titled "Add New Card". The card contains several input fields: "Full Name on Card", "Card Number", "Exp. date (mm/yy)", and "CVV". Below these fields is a security notice: "Your information will be stored securely". At the bottom of the card are two buttons: "Continue" and "Cancel".

11. Click in the "I'm not a robot" box and then click on "GIVE NOW".

The screenshot shows a mobile application interface for Mt Lebanon Christian Church. At the top, there is a header with the church's name and a background image of the church building. Below the header is a white card titled "Gift Summary". The card displays a gift amount of "\$10.00" and "GIFT TOTAL". Below the gift summary is a section for "Undesignated" with a "\$10.00" amount and a close button. There are three buttons: "Add Message", "Add donation", and "Make recurring". Below these buttons is a section for "VISA ****7645" with a "Change Card" link. At the bottom of the card is a checkbox labeled "I'm not a robot" and a "GIVE NOW" button. A CAPTCHA logo is also visible next to the checkbox. Two arrows point from the text above to the "I'm not a robot" checkbox and the "GIVE NOW" button.

12.

13. You will see a “Thank you” screen.



14. Click on “VIEW RECEIPT” to see your gift.
15. Click on DOWN ARROW in the top right of the screen where MT LEBANON CHRISTIAN CHURCH picture is and CLICK ON “Logout”.
16. Close your browser to exit.
17. You will get an email confirming your gift from GIVELIFY. (You will also get a monthly report email.)

Mon 11/1/2021 11:50 PM

Givelify Team <noreply@givelify.com>

Congratulations! You've sent a gift through Givelify.

Congratulations! You just successfully sent a gift of \$10.00 to Mt Lebanon Christian Church through Givelify.

Remember, you can always see all the gifts you've ever given from your phone.

Otherwise, relax while we do the rest of the work.

Your partner in giving,
Team Givelify